



# Living Beach

## Pre-class Activity



**Introduction:** You and your classmates are about to embark on a wonderful journey to the beach!! During Living Beach, you will have the opportunity to learn a lot about Georgia's beaches and the organisms that call the beach home.

**Materials:** Beach ball, sharpie marker

**Directions:** The teacher should provide a beach ball with beach - related questions on each different color section. Gently toss the beach ball from student to student. When each student catches the ball, they should answer the question written in the color section that their right thumb lands on.

**Sample Questions:**

1. What is sand made of?
2. Give an example of an animal that lives on the beach.
3. Give an example of a plant that lives on the beach.
4. What causes waves and tides?
5. Give an example of an animal that lives in the ocean.
6. Give an example of a plant that lives in the ocean.



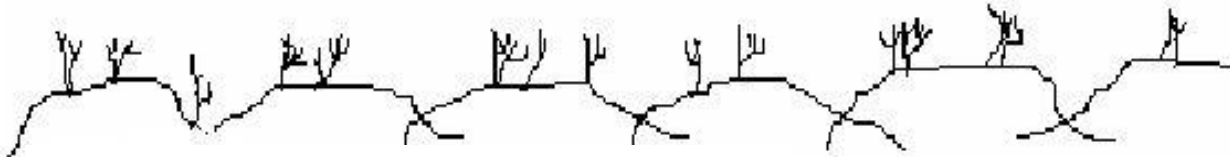


# Living Beach


## Post-class Activity



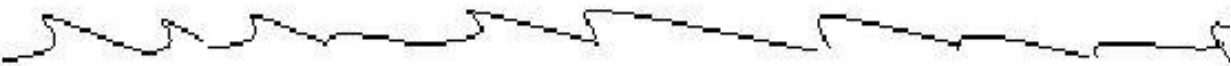
**Directions:** Below is a profile of a beach. On the beach and in the water you will notice some things you might have seen or talked about. Next to each item is a question. On a separate sheet of paper answer the questions to the best of your ability. Then, carefully color the beach and water in this picture!



**Why are sea oats important to the dune system?**



**What is the name of the grass that makes up the majority of the wrack on Georgia beaches?**



**What is one reason sharks are important? How can we help protect them?**

**List a few fun fact about horseshoe crabs.**

**What types of organisms or shells did you find on the beach?**

**How can we help protect endangered sea turtles?**