



Trackers

Pre-class Activity

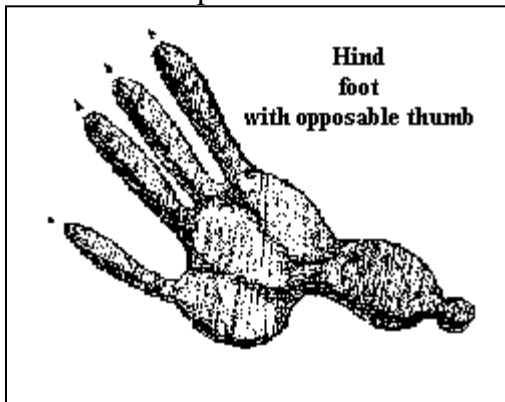


Bulletin Board of Tracks

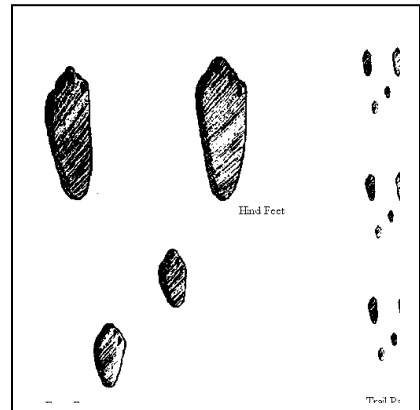
Introduction: During this activity, your students will have a chance to create their own Tracks Bulletin Board. This will give them a chance to make something that will get them prepared for their class at Driftwood. If possible, gather some library books on animal tracks/prints or animals in general.

Directions: Have the students work in groups or individually to research a particular animal and its prints. The students will draw or make their animal and their animal's print in a creative way of the teacher's choosing. Make sure the animal's name is with the print. [To adjust this activity for a higher grade level, ask older students to also include some facts about the animals such as other markings their animal might leave behind.] Below are some prints from example mammals.

Opossum



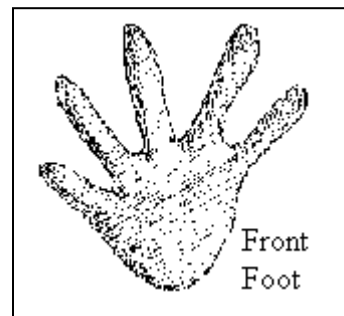
Brush Rabbit



Domestic Cat



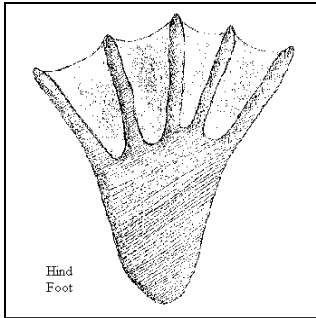
Beaver



 **Trackers** 
Post-class Activity

Whose Track Is That???

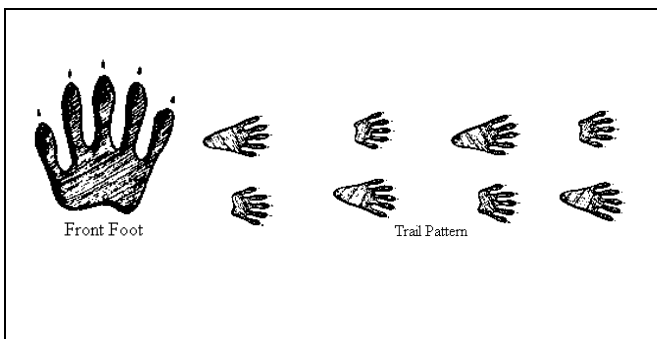
Directions: Using the cards, the students must turn the cards over face down on the ground in a scattered position. One student at a time must turn one card over and then try to find its match. If the match is not found on the first try the student must turn both cards over and the turn moves to the next student. Only once a true match of cards is found can the pair of cards be set to the side. When a student finds a match by using their memory they may take another turn. The person with the most matches at the end wins!



Beaver

A series of prints.


Tracks



Raccoon

**Examples are scat,
tracks, rubbings,
pellets.**

Animal Markings



Vulture

Droppings

Scat

One signal marking

Print